

+ Enhanced care. Broader reach.

A wound care solution that starts and ends
with the patient

Smith+Nephew

CENTRIO


Platelet-Rich Plasma System




What is CENTRIO Platelet-Rich Plasma (PRP) System

A complete point of care system that provides the safe and rapid preparation of a biodynamic hematogel from a small sample of a patient's blood. A single draw provides coverage for wounds up to 2,000 sq cm and the kit includes everything needed – wound dressing, reagents, and phlebotomy tools.

Rapid delivery




A small amount of blood required



One-minute centrifuge spin



Complete PRP process in under 10 minutes

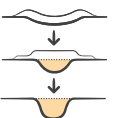





Keeps pace with your clinic's schedule

With a single blood draw, CENTRIO PRP produces a ready-to-apply matrix **in under 10 minutes**—

CENTRIO PRP delivers a gel created from autologous 'Activated Platelets' and growth factors which are applied directly onto the wound bed.

The CENTRIO PRP advantage

<h2>Coverage</h2> <p>Covers wounds up to 2,000 sq cm</p> 	<h2>Flexible</h2> <p>Available in flowable gel form to match wound depth and complexity, enabling targeted treatment of sinus tracts, and undermining area/wounds</p> 	<h2>Versatile</h2> <p>Ideal for diabetic wounds including but not limited to diabetic foot ulcers (DFUs), venous leg ulcers (VLUs), pressure ulcers, and tunneling wounds</p> 	<h2>Proven</h2> <p>90.5% of wounds treated with an enhanced near-physiological concentration of platelet rich plasma gel showed a 63.6% reduction in wound volume.¹</p> 
---	--	--	--

A solution that starts and ends with the patient

The CENTRIO gel is derived from a patient's own platelets and plasma. Once applied, CENTRIO PRP may assist the natural healing process by maintaining a moist wound environment. CENTRIO PRP gel can be tailored to fit wound shape, depth and stage.

CENTRIO PRP is indicated for exuding wounds, such as:

- Leg ulcers
- Pressure ulcers
- Diabetic ulcers
- The management of mechanically or surgically debrided wounds

Why CENTRIO PRP?

Some wounds won't wait. Some clinics can't slow down. The CENTRIO PRP System gives you what you need to manage both — fast prep, full coverage, and little documentation required for reimbursement, all in four easy steps.

1

Draw it

Take a small amount of the patient's blood.



2

Spin it

Use the CENTRIO System centrifuge to separate the platelets (1 minute).



3

Mix it

Mix with additives supplied in the CENTRIO Reagent Kit (such as ascorbic acid) to produce a golden biodynamic gel.



4

Apply it

Apply over the entire wound bed and cover with the clear dressing.



[Learn more here](#)

Reimbursement confidence

CENTRIO is reimbursed under the National Coverage Determination (NCD) issued by CMS on April 13, 2021, which states: The Centers for Medicare & Medicaid Services (CMS) will cover autologous platelet-rich plasma (PRP) for the treatment of chronic non-healing diabetic wounds under section 1862(a)(1)(A) of the Social Security Act (the Act) for a duration of 20 weeks, when prepared by devices whose FDA cleared indications include the management of exuding cutaneous wounds, such as diabetic ulcers. Coverage of autologous PRP for the treatment of chronic non-healing diabetic wounds beyond 20 weeks will be determined by local Medicare Administrative Contractors (MACs). For more detailed reimbursement information including covered ICD-10 codes please see the CENTRIO Reimbursement Guide.

For detailed product information, including indications for use, contraindications, precautions and warnings, please consult the product's applicable Instructions for Use (IFU) prior to use.

References: 1. de Leon J, Driver VR, Fylling CP, Carter MJ, Anderson C, Wilson J, et al. (2011) The clinical relevance of treating chronic wounds with an enhanced near-physiological concentration of platelet rich plasma (PRP) gel. *Advances in Skin and Wound Care*, 24(8), 357-368.

CENTRIO Advanced Wound Management, **Smith+Nephew**, Fort Worth, TX 78109, T:888-6774-9551, F:443-283-4419, www.smith-nephew.com
MSBE1-47579-0825